



Showers

DC 3648

DC COLLECTION

Design Wetstyle Design Lab



FEATURES

Handcrafted in Montreal, Canada

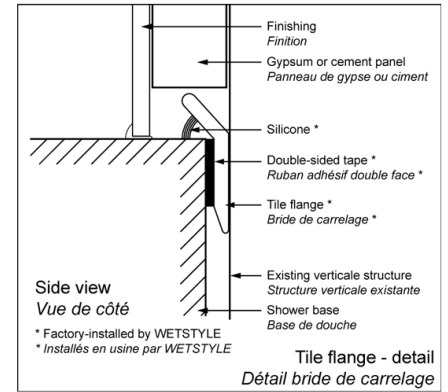
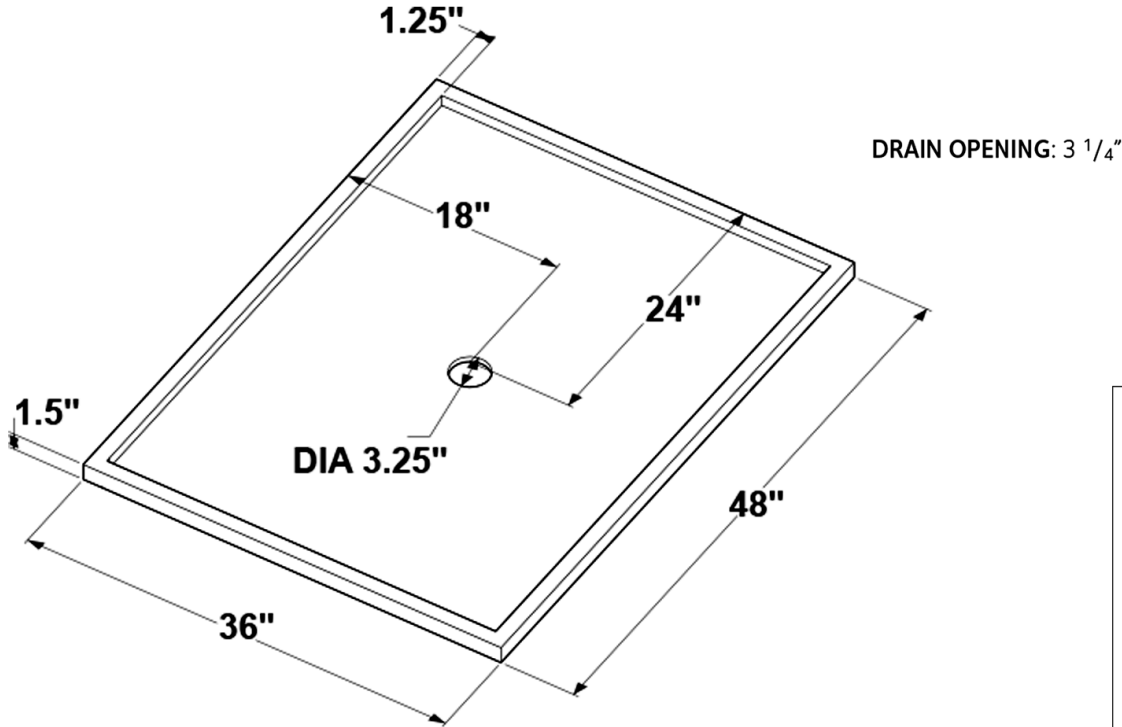
Drain location: center

No membrane or floor slope construction is needed

Made of WETMAR BiO, which is naturally slip-resistant


TECHNICAL DETAILS

- **Width:** 48"
- **Length:** 36"
- **Height:** 1.5"
- **Weight:** 67 lbs / 30 kg

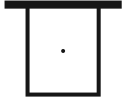


WETSTYLE cannot be held responsible for any technical errors and reserves the right to make revisions without notice. Approximate measurement. The manufacturer accepts 1/4" (6.35mm) variance.

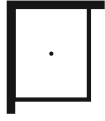
AVAILABLE CONFIGURATIONS



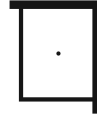
DC364801 - No Tile
Flange



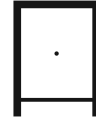
DC364802 - Back
Wall



DC364804 - Left and
Back Walls



DC364805 - Right
and Back Walls



DC364806 - Three
Wall Alcove

OPTIONS

Model

- DC364801 - No Tile Flange
- DC364802 - Back Wall
- DC364804 - Left and Back Walls
- DC364805 - Right and Back Walls
- DC364806 - Three Wall Alcove

WETMAR BiO Finish

- White Matte (#MA)
- White True High Gloss (#GA)

NOTES

IMPORTANT - SHOWER INSTALLATION SUPPLIES: A 1/4" tile flange will be supplied to comply with the requested position. Installed at the factory to prevent water leakage, this must be placed directly on the partition framing prior to the installation of drywall. For installation, it is important to level the shower receptor in order to ensure maximum drainage.

DRAIN: Not supplied, any regular shower drain will fit